

ORIGINAL ARTICLE

The impact of fishing-induced mortality on the evolution of alternative life-history tactics in brook charr

Véronique Thériault,¹ Erin S. Dunlop,^{2,3} Ulf Dieckmann,⁴ Louis Bernatchez¹ and Julian J. Dodson¹

1 Département de Biologie, Centre Interuniversitaire de Recherche sur le Saumon Atlantique (CIRSA), Université Laval, Cité Universitaire, Québec, QC, Canada

2 Institute of Marine Research, Bergen, Norway

3 Department of Biology, University of Bergen, Bergen, Norway

4 Evolution and Ecology Program, International Institute for Applied Systems Analysis, Laxenburg, Austria

Keywords

alternative tactics, eco-genetic model, evolution, fisheries-induced adaptive change, harvest, migration, reaction norm, recreational fishing.

Correspondence

Véronique Thériault, Coastal Oregon Marine Experiment Station, Department of Fisheries and Wildlife, Oregon State University, Hatfield Marine Science Center, 2030 SE Marine Science Drive, Newport, OR 97365, USA. Tel.: 541 867 0206; fax: 541 867 0345; e-mail: veronique.theriault@oregonstate.edu

Received: 8 November 2007

Accepted: 28 January 2008

doi:10.1111/j.1752-4571.2008.00022.x

Abstract

Although contemporary trends indicative of evolutionary change have been detected in the life-history traits of exploited populations, it is not known to what extent fishing influences the evolution of alternative life-history tactics in migratory species such as salmonids. Here, we build a model to predict the evolution of anadromy and residency in an exploited population of brook charr, *Salvelinus fontinalis*. Our model allows for both phenotypic plasticity and genetic change in the age and size at migration by including migration reaction norms. Using this model, we predict that fishing of anadromous individuals over the course of 100 years causes evolution in the migration reaction norm, resulting in a decrease in average probabilities of migration with increasing harvest rate. Moreover, we show that differences in natural mortalities in freshwater greatly influence the magnitude and rate of evolutionary change. The fishing-induced changes in migration predicted by our model alter population abundances and reproductive output and should be accounted for in the sustainable management of salmonids.

Introduction

Fishing is now acknowledged as a potential evolutionary force, described as a 'massive uncontrolled experiment in evolutionary selection' (Stokes and Law 2000). Whenever individuals with certain characteristics are more likely to survive harvest or to produce more viable offspring than others, fishing can induce evolutionary changes in life-history traits (Law and Grey 1989; Jørgensen 1990; Sutherland 1990; Law 1991, 2000; Smith 1994; Haugen and Vøllestad 2001; Conover and Munch 2002; Barot et al. 2004; Olsen et al. 2004; Reznick and Ghalambor 2005). That fishing can generate substantial selection differentials on phenotypic traits that are influenced by additive genetic variation is beyond doubt (Heino and Godø 2002; Swain et al. 2007). Yet, the rate of these changes and their consequences for stock viability, stability, yield, and recovery are less clear (Law 2000; Hutchings and Fraser

2008). Survivors of the harvesting process are likely to be genotypes with traits that confer relatively high fitness under fishing selection, but may be less than optimal with respect to natural selection (Conover 2000; Carlson et al. 2007). This may lead to slow recovery when fishing mortality is relaxed. Moreover, because cessation of fishing does not automatically produce equal selection pressures in the opposite direction, paying off this 'Darwinian debt' (Cookson 2004) may take a long time (Conover 2000; Law 2000).

Salmonids are well known for their diversity of life-history forms, with alternative mating tactics such as early maturing jacks in coho salmon, *Oncorhynchus kisutch* (Gross 1985), precocious parr in Atlantic Salmon, *Salmo salar* (Hutchings and Myers 1988), or various benthic and pelagic morphs in Arctic charr, *Salvelinus alpinus*, and brook charr, *Salvelinus fontinalis* (Skúlason et al. 1996; Proulx and Magnan 2004). We follow Gross (1996) and

Gross and Repka (1997, 1998) in using the term life-history tactics to refer to outcomes of life-history strategies, or decision rules, that determine how somatic and reproductive effort is allocated among alternative phenotypes. A common feature of many salmonid systems is the presence in sympatry of both anadromous (sea-run) and resident males and females, with resident fish completing their entire life cycle without migrating to sea (Jonsson and Jonsson 1993). Accumulating evidence suggests that these two forms may occur as alternative tactics within a single breeding population (Nordeng 1983; Morita et al. 2000; Olsson and Greenberg 2004; Thériault et al. 2007a). Individuals are understood to adopt a particular migration tactic by following a conditional life-history strategy involving energy thresholds, and various components of the energetic state of individuals (growth, lipid deposition, and metabolic rate) have been implicated in this process (Thorpe 1986; Bohlin et al. 1990; Hutchings and Myers 1994; Thorpe et al. 1998; Forseth et al. 1999; Morinville and Rasmussen 2003). Although influenced by environmental conditions (e.g. Olsson et al. 2006), the adoption of alternative life-history tactics in salmonids involves significant additive genetic variation, which has been demonstrated both in the laboratory (Silverstein and Hershberger 1992; Heath et al. 1994; Wild et al. 1994) and in the field (Garant et al. 2003; Thériault et al. 2007b). Moreover, whether an individual migrates or not will have critical consequences for its growth, survival, maturation, and reproduction. Survival is elevated in freshwater, but growth rates are reduced and resident individuals attain a smaller size at maturation (Gross 1987). As reproductive success is linked to body size in females (Fleming 1996; Morita and Takashima 1998; Thériault et al. 2007a), resident females experience decreased reproductive success relative to the bigger anadromous females. Reproductive success of males seems to be less affected by smaller size, as resident males employ alternative reproductive tactics, such as sneaking, to get access to mating opportunities (Hutchings and Myers 1988; Fleming 1996).

Owing to its size selectivity and temporally variable nature (Ricker 1995; Quinn et al. 2007), commercial fishing in salmonids has been shown to impact several life-history traits such as growth, age and size at maturation, and run timing. However, despite wide commercial and recreational interests in salmonids, evidence of evolutionary change caused by salmonid fisheries is still mostly circumstantial (Myers et al. 1986; Fukuwaka and Morita 2008, Hard et al. 2008). A fishery that targets only the migrant part of a population will inevitably be selective with respect to life-history tactics such as anadromy and residency. However, the consequences of such differential fishery-induced selection on the evolution of alternative

life-history tactics have, to our knowledge, never been rigorously investigated.

Here, we used a recently developed modeling approach to predict the consequences of fishery-induced mortality on the evolution of anadromy and residency. The modeling approach (hereafter termed 'eco-genetic') incorporates both ecological and quantitative genetic processes, providing a mechanistically rich framework in which to predict the rate of evolutionary change on ecological timescales (Dunlop et al. 2007). In particular, our modeling approach enables distinguishing between plastic and evolutionary responses to fishing.

In the wild, salmonids show phenotypic plasticity in the age and size at migration. To account for such plasticity in the process of migration, we adopted a reaction norm approach. Reaction norms in the narrow sense describe how a single genotype is translated into different phenotypes depending on environmental conditions (Stearns 1992), while estimations of reaction norms in field studies must typically rely on the broader notion of population-level reaction norms (Sarkar and Fuller 2003; Hutchings 2004). Alternative tactics in salmonids have previously been described by reaction norms, based on the idea that the adoption of a particular tactic is governed by thresholds in growth rate (Myers and Hutchings 1986; Thorpe 1986; Bohlin et al. 1990; Hazel et al. 1990). Here, we extend this approach and consider the probability for the adoption of a particular migration tactic (anadromy or residency) as a function of size-at-age, where size-at-age has the helpful feature of integrating all environmental factors affecting growth. Such an approach has previously been used to model the evolution of maturation reaction norms (Ernande et al. 2004; Dunlop et al. 2007) and to tease apart phenotypically plastic responses from possible genetic changes in the age and size at maturation (Heino et al. 2002a; Grift et al. 2003; Barot et al. 2004, 2005; Olsen et al. 2004, 2005; Dunlop et al. 2005; Dieckmann and Heino 2007). Our study represents an extension of the maturation reaction norm approach so as to account for phenotypic plasticity in another fundamental life-history transition in the study of exploited populations.

We used data from a well-studied brook charr population in Québec, Canada, to parameterize our model. Recreational fishermen in the region are increasingly exploiting the sea-run components of this species as a result of the decline in Atlantic salmon stocks. Yet, anadromous populations of brook charr are not rigorously managed in many systems. Here, we examine the impact of various exploitation rates on the evolution of migration reaction norms, as well as on ecological and demographic characteristics of the population. We chose to model dynamics over a 100-year time horizon

(approximately 30 generations) as this timeframe is commonly viewed as a manageable window from a conservation standpoint (Frankham et al. 2002).

The main purpose of our study was to address the following two questions: (i) Is fishing expected to induce evolutionary changes in the conditional migration strategy of salmonids? (ii) In a population with an evolving migration strategy, what are the effects of fishing on fecundity, abundance, and fishery yield? We also explored whether different freshwater mortality rates counteract or exacerbate the impact of fishing in saltwater on the evolution of anadromy and residency.

Methods

We constructed an individual-based eco-genetic model similar to that developed by Dunlop et al. (2007) to evaluate the effects of selective fishing mortality on the evolution of anadromy and residency within a conditional strategy framework. The model was built to reflect the life history of a sympatric population of brook charr in which anadromous and resident migration tactics coexist (Fig. 1) inhabiting a small tributary of the Ste-Marguerite River in Québec, Canada, named Morin Creek. The behavior and life history of brook charr in this system are well studied (Morinville and Rasmussen 2003, 2006, 2007; Thériault and Dodson 2003; Lenormand et al. 2004; Thériault et al. 2007a,b) and ample data from the years 1998–2004 were available to parameterize the model (Fig. 2, Table 1). The model follows evolution of the migration reaction norm, a quantitative trait that is passed on at the individual-level from parents to

offspring. We assumed a closed population such that no new genetic variance was introduced by immigration. Model simulations were run for a total duration of 100 years in discrete, 1-year time steps and each simulation was repeated 30 times. As we consider the rate and amount of evolutionary change over the course of 100 years, our predictions represent transients and not evolutionary endpoints. Each year, individuals had the chance to experience the processes of migration to and from saltwater, growth, maturation, reproduction, and mortality (Fig. 1).

Migration

The migration reaction norm was represented by a logistic function, describing the probability P of migrating as a function of age a and body length l ,

$$\text{logit}(P) = c_0 + c_1l + c_2a + c_3la, \quad (1)$$

where $\text{logit}(P) = \log_e[P/(1 - P)]$. This form was chosen because it allows the probability of migrating as a function of size to change its slope with age (Fig. 2A). Each individual was thus characterized by the four evolving parameters c_0 , c_1 , c_2 , and c_3 describing its probabilistic migration reaction norm (PMigRN), which, together with its age and length, in turn determined its probability of migrating in a given year. An individual could migrate at either age 1 or 2 years only: if a fish did not migrate by age 2, we assumed that it would be a freshwater resident for all its life. This understanding is corroborated by field observations on this system (Thériault and Dodson 2003).

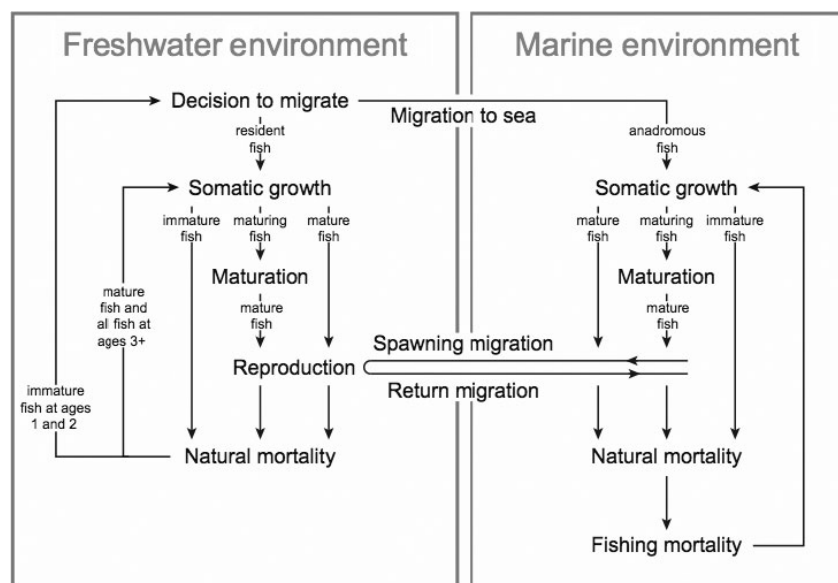


Figure 1 Schematic overview of the life cycle of brook charr, showing the sequence of events in the eco-genetic model.

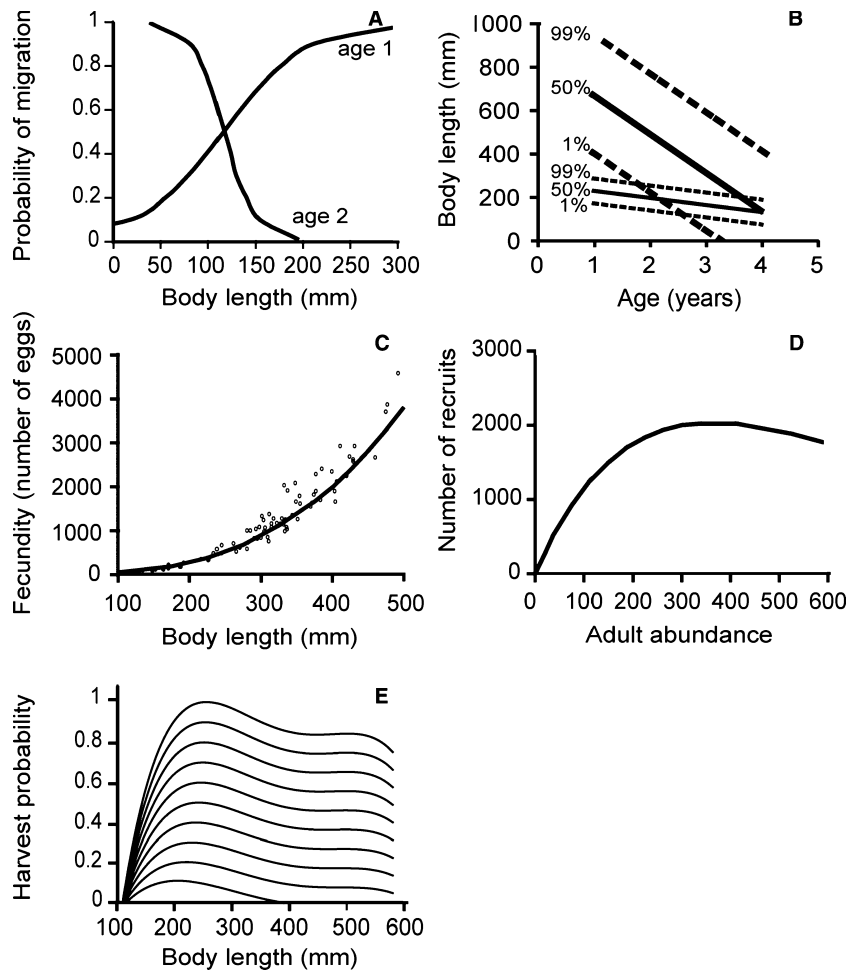


Figure 2 Empirically derived functions used in the model. (A) Probabilistic migration reaction norms estimated for Morin creek (data from Thériault and Dodson 2003). (B) Probabilistic maturation reaction norms estimated for anadromous individuals (thick lines) and resident individuals (thin lines), in each case showing the 50%, 1%, and 99% probability percentile curves. (C) Relationship between fecundity and body length for anadromous individuals (open circles) and resident individuals (filled circles) (data from Lenormand 2003). (D) Stock-recruitment relationship (based on Elliott 1993). (E) Selectivity curves for different maximal harvest probabilities increasing from 5% to 100% in increments of 10%.

Somatic growth

Individuals grew according to the growth model introduced by Lester et al. (2004). Newborns in the model were given a random size at emergence, in accordance with the empirical mean and standard deviation estimated from back-calculations of the 1998-, 1999-, and 2000-year classes of fish captured in Morin creek (Thériault 2001; Thériault and Dodson 2003). Prior to maturation, individuals grew with an annual phenotypic growth increment g_e determined by the environment in which they resided during that year (freshwater, $e = f$, or saltwater, $e = s$). The maximal growth increment is expressed in saltwater, whereas individuals living in freshwater grow slower due to the poorer growing environment they experience. The environment-specific growth rates g_f and g_s were empirically derived from immature individuals of the Ste-Marguerite River system and Morin Creek (Lenormand 2003; Thériault and Dodson 2003; Table 1).

Immediately following maturation, individuals devoted a proportion of energy to reproductive tissues, so that the body length l_{a+1} at age $a + 1$ was given by

$$l_{a+1} = \frac{3}{3 + \text{GSI}} (l_a + g_e), \quad (2)$$

where GSI was the gonado-somatic index (gonadic mass divided by somatic mass) estimated for anadromous females. The gonado-somatic index was assumed to be similar and constant for all mature individuals in the population for simplicity. Growth rates were assumed to be density-independent, both in saltwater and in freshwater, to keep predictions simple. This simplifying assumption was further motivated by the following two reasons. First, in view of the high productivity of marine habitats, the small population sizes modeled here, and the importance of density-dependent predation mortality in saltwater, the density dependence of growth rates at sea must be expected to be weak.

Table 1. Model parameters and their values.

Symbol	Description	Equation	Source	Value
–	Initial mean body length (mm)	–	1	82.98
–	Initial standard deviation of body length (mm)	–	1	13.68
–	Mean emergence size (mm)	–	1	31.71
–	Standard deviation of emergence size (mm)	–	1	5.52
h^2	Initial heritability of evolving PMigRN traits	–	–	0.5
CV	Coefficient of variation for all evolving traits	–	–	0.08
c_0	Evolving PMigRN trait	1	1	–12.36
c_1	Evolving PMigRN trait (mm^{-1})	1	1	0.11
c_2	Evolving PMigRN trait (year^{-1})	1	1	9.69
c_3	Evolving PMigRN trait ($\text{mm}^{-1} \text{year}^{-1}$)	1	1	–0.08
g_s	Mean annual growth in saltwater (mm)	2	2	95.53
g_f	Mean annual growth in freshwater (mm)	2	1	35.35
GSI	Mean gonado-somatic index	2	2	0.147
S_f	PMRN slope of resident morph (mm year^{-1})	3	1	–32.41
i_f	PMRN intercept of resident morph (mm)	3	1	259.72
w_f	PMRN width of resident morph (mm)	3	1	114.53
S_s	PMRN slope of anadromous morph (mm year^{-1})	3	2	–177.58
i_s	PMRN intercept of anadromous morph (mm)	3	2	843.38
w_s	PMRN width of anadromous morph (mm)	3	2	532.9
H_1	Constant in fecundity function (mm^{-1})	4	2	0.04
H_2	Constant in fecundity function	4	2	2.86
r	Constant in stock-recruitment function	5	3	25.0
b	Constant in stock-recruitment function	5	3	0.0027
$m_{i,r}$	Immature natural mortality probability for resident morph under default conditions	–	2	0.60
$m_{m,r}$	Mature natural mortality probability for resident morph under default conditions	–	2	0.88
$m_{i,a1}$	Immature natural mortality probability in 1st year for anadromous morph under default conditions	–	2	0.80
$m_{i,a2}$	Immature natural mortality probability in 2nd year for anadromous morph under default conditions	–	2	0.60
$m_{m,a}$	Mature natural mortality probability for anadromous morph under default conditions	–	2	0.55
$m_{i,r,poor}$	Immature natural mortality probability for resident morph under poor conditions	–	2	0.80
$m_{m,r,poor}$	Mature natural mortality probability for resident morph under poor conditions	–	2	0.95
$m_{i,r,good}$	Immature natural mortality probability for resident morph under good conditions	–	2	0.20
$m_{m,r,good}$	Mature natural mortality probability for resident morph under good conditions	–	2	0.70

PMRN, probabilistic maturation reaction norm; PMigRN, probabilistic migration reaction norm.

Data sources: (1) Morin Creek data from Thériault (2001) and Thériault and Dodson (2003), (2) Ste-Marguerite River data for anadromous fish and Morin Creek data for resident fish from Lenormand (2003), (3) based on Elliott (1993).

Second, results gathered from a creek adjacent and similar to Morin Creek failed to detect any density-dependence in freshwater growth for brook charr of age 0 and older (Centre Interuniversitaire de Recherche sur le Saumon Atlantique, CIRSA, unpublished data). When we tested the effects of relaxing a simplifying model assumption by adding density-dependent freshwater growth, there was little impact on the probability of migrating at age 1, but the probability of migrating at age 2 did evolve to be higher when the strength of density dependence was increased (Supplementary material, Section 3). We also evaluated the sensitivity of our results with regard to relaxing the simplifying assumption that growth rates were not evolving (Supplementary material, Section 2). We could thus confirm the robustness of our results under the incorporation of growth evolution.

Maturation

In any given year, an immature individual had a probability to mature during the upcoming year that was based on its environment (freshwater, $e = f$; or saltwater, $e = s$) and on its age a and body length l . These probabilities P_m were given by probabilistic maturation reaction norms (PMRNs, Fig. 2B, Heino et al. 2002a; Dieckmann and Heino 2007) with logistic length dependence, linear age dependence, and constant width,

$$P_m = [1 + \exp(-k(l - i_e - as_e)/w_e)]^{-1}, \quad (3)$$

where i_e , s_e , and w_e were the environment-specific PMRN intercepts, slopes, and widths, respectively, and $k = \text{logit}(99\%) - \text{logit}(1\%)$. To keep the model simple, and to focus on the evolution of migration, maturation tendency was not considered as an evolving trait in our model.

A logistic regression was applied to age-specific length distributions of immature and mature fish to provide an approximate estimation of the population's PMRNs (Heino et al. 2002a; Dieckmann and Heino 2007). For anadromous fish, we used data gathered from the whole Ste-Marguerite River system (pooled from 1998 to 2001), whereas for resident fish, we used data gathered from Morin creek (pooled from 1998 to 2002). A linear regression of lengths at ages 2 and 3 (the two age classes for which sufficient data were available) at which the probability to mature in the next year was 50% was used to estimate the slopes and intercepts of linear PMRNs (Fig. 2B). We then used the 1% and 99% maturation probability percentiles of 3-year-old individuals to determine the PMRN widths. Our estimated PMRNs are only an approximation because, due to sampling constraints, we included fish that could have matured in a previous year in our mature length distribution. However, maturation occurs over such a narrow range in this population (the majority of individuals mature between ages 2 and 3), that the effect of including previously matured fish should be minimal relative to a population in which the range of maturation ages is larger. Owing to the uncertainty in our approximated PMRN, we performed sensitivity analyses and found that varying the PMRN slope and intercept had little impact on our model results (Supplementary material, Section 4).

Reproduction

There was no sex-structure in our model and reproduction occurred annually in freshwater between random pairs of mature individuals. The largest individual in the reproductive pair was chosen to be the mother, so as to account for frequently observed mating between anadromous females (bigger) and resident males (smaller) and the apparent absence of the reverse (big anadromous males are not expected to mate with small resident females, Thériault et al. 2007a). The number of eggs produced by a reproductive pair was estimated from the body length l of the mother according to an empirically derived relationship between fecundity and body length (Fig. 2C):

$$F = (H_1 l)^{H_2} \quad (4)$$

with allometric constants H_1 and H_2 . The number of new individuals recruiting to the population at age 1 was determined from a Ricker stock-recruitment function (Fig. 2D):

$$R = rSe^{-bS}, \quad (5)$$

where S is the number of adults, and r and b are constants. As the necessary data to derive such a stock-

recruitment function specifically for our system were not available, we used constants estimated for brown trout (Elliott 1993), a species with life-history characteristics very similar to brook charr, and scaled them so as to yield realistic estimates of recruitment and spawner abundance in our system (Table 1).

Inheritance and expression

Genotype determination

Inheritance of the PMigRN was described by the infinitesimal model of quantitative genetics (Cavalli-Sforza and Feldman 1976). We assumed that phenotypic plasticity for migration was heritable by modeling genetically based reaction norms that were passed from parents to offspring (e.g. Brommer et al. 2005; Nussey et al. 2005; Dunlop et al. 2007). The four parameters c_0 , c_1 , c_2 , and c_3 describing the PMigRN were thus considered as evolving traits. The genetic trait values of an offspring were drawn at random from normal distributions with mean values given by the mid-parental genetic trait values and variances that equaled half the corresponding genetic variances in the initial population. Modeling offspring variance in this way assumes equal variances of maternal and paternal traits and that the segregation and recombination of genes during reproduction introduce a constant amount of variation into the population (Roughgarden 1979).

Phenotype determination

The phenotypically expressed values of an individual's four PMigRN traits were drawn randomly in each year from normal distributions with mean values given by the individual's genetic trait values and variances that equaled the assumed environmental variances. The latter were calculated based on an assumed initial heritability h^2 (see section on Initial population structure below) for the PMigRN traits and on an assumed initial genetic coefficient of variation. Based on the definition of heritability, $h^2 = V_A/V_P$ with $V_P = V_A + V_E$ (V_A is the additive genetic variance; V_P , total phenotypic variance; and V_E , environmental variance), it is possible to calculate V_E for each trait from the initial values of h^2 and V_A . While the environmental variances for each trait were kept constant in the model, the corresponding values of V_A , and thus of h^2 , were free to evolve after the initial year (Supplementary material, Section 1).

Natural mortality

Default natural mortalities

Age-specific annual mortality probabilities were estimated from Morin Creek data for resident individuals, and from a larger mark-recapture experiment in the whole

Ste-Marguerite River system for anadromous individuals (Lenormand 2003). Immature (m_i) and mature (m_m) mortality probabilities were applied annually to resident and anadromous individuals (Table 1). For anadromous fish, the mortality probability of an immature individual varied depending on whether it was the first or second year the individual spent in saltwater ($m_{i,a1}$ and $m_{i,a2}$, respectively, Table 1).

Alternative natural mortalities

In addition to the default values representing 'normal' freshwater mortality probabilities, we also simulated 'poor' freshwater survival conditions and 'good' freshwater survival conditions (Table 1), while keeping natural saltwater mortalities unchanged.

Fishing mortality

We applied fishing to anadromous individuals only, as they are the only targets of the recreational fishery. Length-dependent annual harvest probabilities for these fish were derived based on the observed sizes of fish caught and on data quantifying overall annual exploitation rates (Lenormand 2003; CIRSA, unpublished data, Fig. 2E). Medium-sized anadromous fish (with body lengths between 200 and 350 mm) are most likely to be caught, because they are abundant and, during the upstream migration of immature anadromous brook charr in early fall (Lenormand et al. 2004), concentrated in the river's estuary, where their exploitation is little regulated. Smaller brook charr (with lengths between 110 and 200 mm) are not attractive to fishermen, whereas the bigger, mostly mature charr (with lengths larger than 350 mm) are under spatial and temporal regulations that prevent high fishing pressures on these larger fish. Size-selective fishing mortality was applied to individuals regardless of their maturation status. We varied the maximal harvest probabilities in the selectivity curves of anadromous fish between 0% and 100% in increments of 10% (Fig. 2E).

Initial population structure

Initial length distribution

The initial population in the model consisted of 5000 age-1 individuals with initial body lengths following a normal distribution with mean and standard deviation estimated for the 1998- to 2000-year classes of fish captured in Morin creek (Thériault and Dodson 2003; Table 1).

Initial migration reaction norms

The initial population-level PMigRN was estimated using data on size and age at migration from Morin

Creek. Data on fish of ages 1 and 2 were analyzed for the years 1998–2000, as migration occurs almost exclusively at these two ages (Thériault and Dodson 2003). All individuals from the initial population were assigned genetic values for the four evolving traits c_0 , c_1 , c_2 , and c_3 following normal distributions with mean values given by the trait values implied by the initial population-level PMigRN (Fig. 2A) and standard deviations given by the assumed initial genetic coefficient of variation.

Initial heritabilities

The initial heritability of each trait describing the PMigRN was assumed as 0.5. We do not know the actual value of heritability of plasticity for anadromy and residency in this system, but genetic variation and heritability have been demonstrated for plasticity in general (Scheiner 1993; Nussey et al. 2005) and have been assumed for migration in salmonids in particular (Hazel et al. 1990; Hutchings and Myers 1994; see also the review by Hutchings 2004). We chose the value 0.5 because the heritability of threshold traits that influence the adoption of alternative migration tactics varies between 0.52 and 0.56 for brook charr in this system (Thériault et al. 2007b), and between 0.12 and 0.98, with a mean of 0.53 for various other threshold traits (heritability of binomial threshold traits are reported on a 'liability' scale; Roff 1996). After initialization, heritabilities, genetic variances, and genetic covariances were free to evolve, and can thus be regarded as emerging properties of the model. Even though heritabilities directly scale the speed of evolution, so that we must expect slower or faster changes in reaction norms if we assume lower or higher heritabilities, the nature of predicted evolutionary changes remains unchanged as heritabilities are jointly increased or decreased (see, e.g., Dunlop et al. 2007).

Results

Impact of different fishing mortalities

Increasing the probability of harvest causes an evolutionary shift in the migration reaction norms for both age-1 and age-2 individuals: for an individual of the same size, the probability of migration is lowered as the maximal harvest probability increases (Fig. 3A,B). This translates into an overall probability of migration that is decreasing with increasing maximal harvest probability (Fig. 3C). The absolute number of fish that migrate decreases as the maximal harvest probability increases, and this trend is more pronounced for age-1 individuals than for age-2 individuals (Fig. 3D). Mean age at migration increases with maximal harvest probability (Fig. 3E), primarily reflecting the fact that the proportion of fish

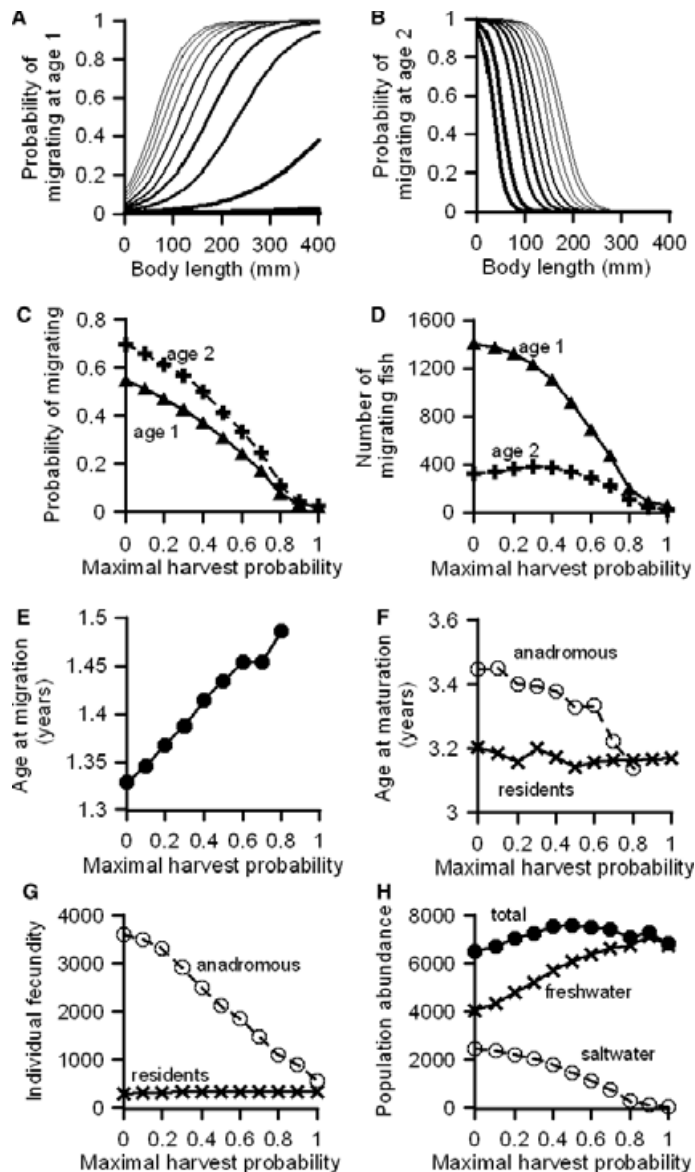


Figure 3 Model results after 100 years of fishing with different maximal harvest probabilities. Panels (A) and (B) show the resultant age-specific migration reaction norms (line thickness increases with increasing maximal harvest probability between 0% and 100% in increments of 10%). Panels (C–H) show how maximal harvest probabilities affect age-specific migration probabilities, age-specific numbers of migrating fish, ages at migration and maturation, individual fecundity, and population abundances. Results are averaged over 30 independent model runs.

migrating at age 2 increases with harvest probability. Mean age at maturation did not change for residents, but decreased for anadromous individuals (Fig. 3F). Mean individual fecundity, highly dependent on size, decreased with the maximal harvest probability for anadromous fish, but showed no change for resident fish (Fig. 3G). Overall abundance of the population shows little change with increasing maximal harvest probability, because the number of fish in freshwater rose while the number in saltwater decreased to almost zero (Fig. 3H). The heritability of the migration reaction norm traits varied though time, but did not show a significant increase or decrease, either at low or at high maximal harvest probability (Fig. S1).

Impact of different natural mortalities

Survival conditions in freshwater influenced the evolution of the migration reaction norm. After 100 years of fishing, low survival in freshwater associated with poor conditions leads to the evolution of a migration reaction norm that implies a higher probability of migrating for a given size than the reaction norm evolved under normal freshwater survival (Fig. 4A,B,C). In contrast, good survival conditions in freshwater leads to a lower probability of migrating for a given size than under normal conditions (Fig. 4A,B,C). Poor survival in freshwater thus offsets the evolutionary effect of fishing by increasing the probability of migrating (Fig. 4C) and the number of

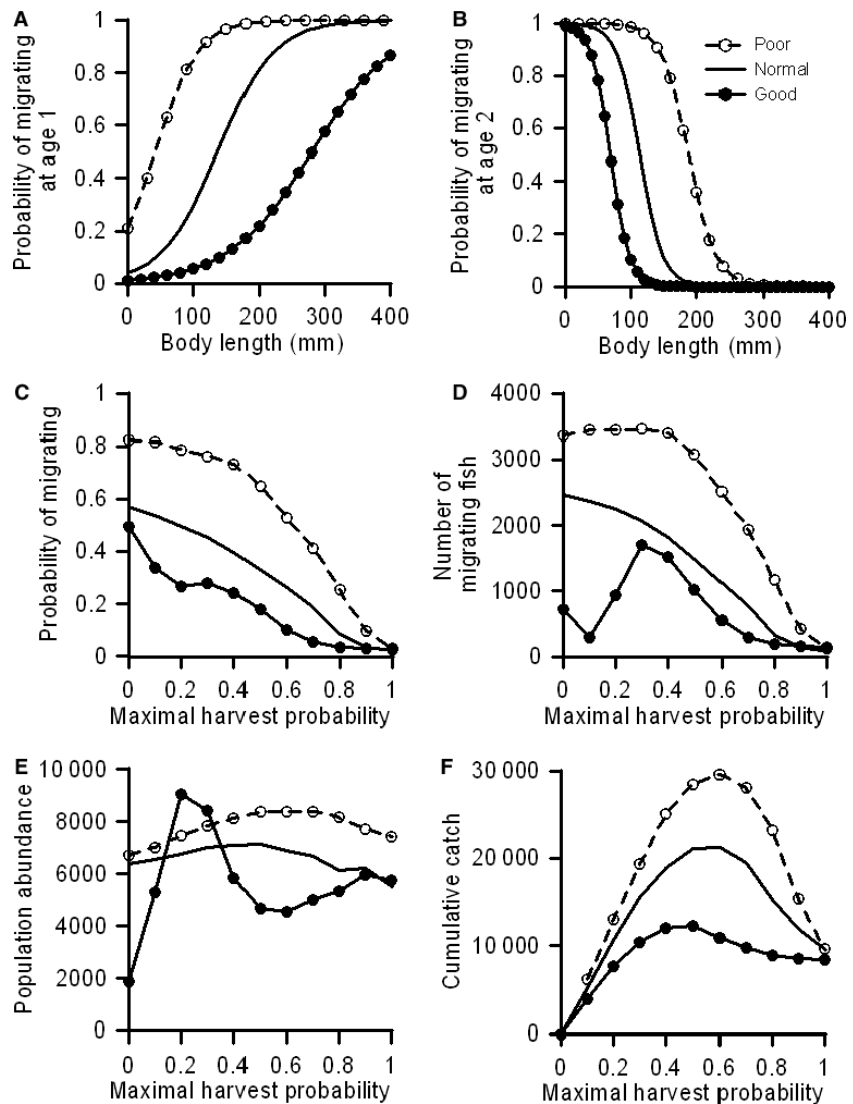


Figure 4 Model results after 100 years of fishing and different survival conditions in freshwater (poor, normal, or good). The maximum harvest probability was 0.5. Panels (A) and (B) show the resultant age-specific migration reaction norms. Panels (C–F) show how maximal harvest probabilities affect migration probabilities (for ages 1 and 2 combined), numbers of migrating fish (for ages 1 and 2 combined), total population abundances, and cumulative catches. Results are averaged over 30 independent model runs.

migrants (Fig. 4D), whereas good survival in freshwater had the opposite effect. The population's abundance as a function of the maximal harvest probability is higher for poor than for normal freshwater survival conditions, whereas for good conditions, a nonmonotonic dependence on maximal harvest probability is found (Fig. 4E). The cumulative catch shows similar dome-shaped relationships for the three survival conditions in freshwater, but peaks at higher catches and higher maximal harvest probabilities as the survival conditions in freshwater are worsened (Fig. 4F).

Discussion

Using an eco-genetic modeling approach, we explored the impact of recreational fishing on the evolution of anadromy and residency of a small population of brook charr.

During a 100 years of fishing of anadromous individuals, we predicted evolution in this population's migration reaction norm, with the average probability of migration decreasing with increasing harvest rate. These changes were accompanied by increases in the proportion of fish migrating at age 2, resulting in higher mean ages at migration. Our findings suggest that selective harvesting of anadromous fish results in a higher tendency for residency, through an increased fitness advantage of staying longer in freshwater and delaying migration. Shifts in the maturation reaction norms of several commercially important marine species, toward younger ages and smaller sizes at maturation, have been reported in the wake of heavy fishing pressures that selected against genotypes predisposing fish to mature later and larger (Atlantic cod, *Gadus morhua*, Heino et al. 2002b; Barot et al. 2004; Olsen et al. 2004, 2005; Baulier et al. 2006; plaice

Pleuronectes platessa, Grift et al. 2003, 2007; American plaice, *Hippoglossoides platessoides*, Barot et al. 2005; sole, *Solea solea*, Mollet et al. 2006). Here, we have shown that evolutionary shifts in the reaction norm of another fundamental ontogenetic process – i.e., migration, an important life-history characteristic in salmonids – are also expected to result from elevated fishing mortality.

By changing the distribution of heritable traits, harvesting by humans can unintentionally select against the most desirable phenotypes (i.e. bigger individuals), which increase harvestable biomass (Law and Grey 1989; Coltman 2008; Hutchings and Fraser 2008). In a terrestrial context, trophy hunting of bighorn sheep over a period of 30 years has generated an undesired evolutionary response in weight and horn length, shown by the decrease in the mean breeding values of both of these traits (Coltman et al. 2003). Here, we have shown that the intensive harvesting of anadromous fish evolutionarily reduces the probability of migration. This ultimately leads to a reduced number of fish in saltwater, and thus to a situation in which less fish are available to the recreational fishery. We also found changes in the age at maturation for the anadromous part of the population. These changes, however, must not be interpreted as genetic changes, as the maturation tendency was not allowed to evolve in the model. Instead, these changes reflect the fact that at high harvest rates only the smallest and youngest anadromous fish are escaping harvest (as a result of the size-dependent harvest probabilities shown in Fig. 2E). The removal of large fish by the recreational fishery also causes a decline in the mean individual fecundity of anadromous fish at high harvest probabilities.

Genetic changes induced by fisheries, as any other selective force, are potentially reversible, given that sufficient heritable genetic variation remains and that adequate selection differentials in the opposite direction are generated once fishing is relaxed or stopped (Law 2000; Reznick and Ghalambor 2005). According to the body of work on commercially exploited marine species, however, it appears that such reversal is a difficult and slow process (Barot et al. 2004; Olsen et al. 2004; Swain et al. 2007; but see Fukuwaka and Morita 2008, who show an increase in the maturation threshold following cessation of fishing). Although we have not explored the extent of trait reversal following the cessation of fishing, our results suggest that heritable additive genetic variance in the migration reaction norm is preserved even at high harvest rates. The maintenance of genetic variation even under strong directional selection has been demonstrated for various traits (Houle 1992), including threshold traits (Roff 1994). In the latter case, variation remains 'hidden' by virtue of the threshold nature of the trait. This preservation of genetic variation may imply that evolutionary

changes in threshold traits could be reversed after the return of favorable conditions. Lost alternative life-history tactics could be restored provided that the mechanisms for their phenotypic expression have not degenerated during a period of disuse (West-Eberhard 2003). Indeed, cases have been documented of nonanadromous salmonid fish stocks that maintained their capacity to migrate or that again gave rise to anadromous morphs after transplantation (Staurnes et al. 1992; Thrower et al. 2004).

Our study also aimed at assessing how variations in natural survival in freshwater could influence the evolution of migration. We found that shifts in migration reaction norms caused by selective harvesting were either impeded or exacerbated by low or high survival in freshwater, respectively. Fluctuating selection on body size has also been hypothesized as a factor favoring threshold variation, and thus ultimately maintaining alternative male life cycles, in Atlantic salmon (Aubin-Horth et al. 2005). Fluctuations in the direction of evolution have been demonstrated on the time scale of decades in Darwin finches, where selection on body size and beak shape has changed direction in time (Grant and Grant 2002). In the face of high temporal variability in ecological conditions, typical of northern temperate rivers inhabited by salmonids, predicting the rate and magnitude of fishing-induced life-history evolution thus becomes difficult over the long term.

This study deliberately focused on fishing-induced changes in the migration reaction norm of salmonids, as this phenomenon has received little, if any, attention in the published literature. To keep predictions simple, we did not allow for concomitant evolution of other life-history traits, such as growth capacity, the maturation reaction norm, or reproductive investment. While these other traits are also likely to evolve, most models published to date have focused, like our study here, on fishing-induced evolution in only one such character, such as maturation age or size, or the maturation reaction norm (Heino 1998; Ernande et al. 2004; Gårdmark and Dieckmann 2006; Dunlop et al. 2007). With this study being the first to address the fishing-induced evolution of a PMigRN, the inclusion of additional evolving traits would have unduly complicated the model, at least at this stage of investigation. We also confirmed that including growth capacity as an evolving trait did not significantly alter our predictions about migration evolution (Fig. S2). Future extensions of our model could explore the evolution of additional traits.

The effects of correlated responses to selection would also merit further investigation. Fishing-induced selection on one trait could generate responses in other genetically correlated traits: this could either diminish or amplify rates of evolutionary change, depending on the sign and magnitude of the correlation (Lynch 1999; Walsh et al.

2006; Dieckmann and Heino 2007; Hutchings and Fraser 2008). For example, smolting, maturation, and growth have all been shown to be genetically correlated, to varying degrees, in rainbow trout (*Oncorhynchus mykiss*, Thrower et al. 2004). Furthermore, the dynamic interactions of these traits with season-specific growth rates have been hypothesized to be a key factor maintaining genetic variation in smolting, despite complete selection against this phenotypic expression of migration (Thrower et al. 2004). Genes associated with smolting are thus conserved in the population, through selection for, or against, other genetically correlated traits. In brook charr, the probability of migrating at age 1 was found to be positively genetically correlated with body size at age 1 (Thériault et al. 2007b). One might expect that such a correlation would exacerbate the effect of fishing: selecting against anadromous individuals migrating at age 1 might indirectly select for smaller size at age 1, which in turn is associated with a higher probability of staying resident. However, a smaller size at age 1 could also translate into a smaller size at age 2, implying a higher probability of migrating. The effects of genetic correlations among traits related to the life-history tactics adopted in the face of fishing-induced selection remain to be explored.

Despite their important commercial and recreational implications, the effects of fishing on salmonids have rarely been demonstrated beyond the immediate consequences for abundance (see review by Hard et al. 2008). Genetic responses to commercial fisheries have been proposed for explaining a decrease in size of Pacific salmon (Ricker 1995), as well as changes in age and size at maturation in European grayling, *Thymallus thymallus* (Haugen and Vøllestad 2001), lake whitefish, *Coregonus clupeaformis* (Handford et al. 1977), and Atlantic salmon, *Salmo salar* (Bielak and Power 1986). However, these studies relied on indirect evidence as genetic changes were not demonstrated directly. By illustrating the impact of a sport fishery on the evolution of life-history tactics in salmonids, along with the associated ecological and demographic consequences, our present study contributes to the emerging view that evolution can be rapid enough to be an integral part of ecological interactions (Hendry and Kinnison 1999; Reznick and Ghalambor 2005; Jørgensen et al. 2007). The high harvest probabilities that caused the most significant demographic and evolutionary changes in this study are more common in commercial salmonid fisheries (such as in Atlantic salmon; Dempson et al. 2001) than in recreational fisheries (such as in the brook charr system studied here, where the mean harvest probability equaled 0.3; CIRSA, unpublished data). Recreational practices, however, still have the potential to contribute to the decline of fisheries (Cooke and Cowx 2006). We therefore recommend that managers and policy-makers

increasingly complement traditional methods of fisheries management based on population dynamics alone with modeling approaches of the kind presented here.

Acknowledgements

We thank the CIRSA where data on the Ste-Marguerite River system were collected. The authors would also like to thank C. Jørgensen for helpful comments on earlier drafts of this manuscript. Funding of this project was provided to J.J.D. and L.B. by NSERC of Canada (Strategic Grant and Collaborative Special Projects), the Fondation de la Faune du Québec, the Government of Québec (FAPAQ), the Government of Canada (Economic development) and the financial partners of AquaSalmo R&D. This study is a contribution to the program of CIRSA and Québec-Océan. V.T. was financially supported by funding from the Natural Sciences and Engineering Research Council of Canada (NSERC) and the Fonds québécois de recherches sur la nature et les technologies (FQRNT). E.D. gratefully acknowledges financial support provided by the Research Council of Norway. U.D. acknowledges support by the European Community's Sixth Framework Programme through the Marie Curie Research Training Network on Fisheries-induced Adaptive Changes in Exploited Stocks (FishACE) and through the Specific Targeted Research Project on Fisheries-induced Evolution (FinE).

Literature cited

- Aubin-Horth, N., D. A. J. Ryan, S. P. Good, and J. J. Dodson. 2005. Balancing selection on size: effects on the incidence of an alternative reproductive tactic. *Evolutionary Ecology Research* 7:1171–1182.
- Barot, S., M. Heino, L. O'Brien, and U. Dieckmann. 2004. Long-term trend in the maturation reaction norm of two cod stocks. *Ecological Applications* 14:1257–1271.
- Barot, S., M. Heino, M. J. Morgan, and U. Dieckmann. 2005. Maturation of Newfoundland American plaice (*Hippoglossoides platessoides*): long-term trends in maturation reaction norms despite low fishing mortality? *ICES Journal of Marine Science* 62:52–64.
- Baulier, L., M. Heino, G. R. Lilly, and U. Dieckmann. 2006. Body condition and evolution of maturation of Atlantic cod in Newfoundland. *ICES CM* 2006/H:19.
- Bielak, A. T., and G. Power. 1986. Changes in mean weight, sea-age composition, and catch-per-unit-effort of Atlantic salmon (*Salmo salar*) angled in the Godbout River, Quebec, 1859–1983. *Canadian Journal of Fisheries and Aquatic Sciences* 43:281–287.
- Bohlin, T., C. Dellefors, and U. Faremo. 1990. Large or small at maturity-theories on the choice of alternative male

- strategies in anadromous salmonids. *Annales Zoologici Fennici* **27**:139–147.
- Brommer, J. E., J. Merilä, B. C. Sheldon, and L. Gustafsson. 2005. Natural selection and genetic variation for reproductive reaction norms in a wild bird population. *Evolution* **59**:1362–1371.
- Carlson, S. M., E. Edeline, L. A. Vøllestad, T. O. Haugen, I. J. Winfield, J. M. Fletcher *et al.* 2007. Four decades of opposing natural and human-induced artificial selection acting on Windermere pike (*Esox lucius*). *Ecology Letters* **10**:512–521.
- Cavalli-Sforza, L. L., and M. W. Feldman. 1976. Evolution of continuous variation: direct approach through joint distribution of genotypes. *Proceedings of the National Academy of Sciences of the United States of America* **73**:1689–1692.
- Coltman, D. W. 2008. Molecular ecological approaches to studying the evolutionary impact of selective harvesting in wildlife. *Molecular Ecology* **17**:221–235.
- Coltman, D. W., P. O'Donoghue, J. T. Jorgenson *et al.* 2003. Undesirable evolutionary consequences of trophy hunting. *Nature* **426**:655–658.
- Conover, D. O. 2000. Darwinian fishery science. *Marine Ecology Progress Series* **208**:303–306.
- Conover, D. O., and S. B. Munch. 2002. Sustaining fisheries yields over evolutionary time scales. *Science* **297**:94–96.
- Cooke, S. J., and I. G. Cowx. 2006. Contrasting recreational and commercial fishing: Searching for common issues to promote unified conservation of fisheries resources and aquatic environments. *Biological Conservation* **128**:93–108.
- Cookson, C. 2004. Over-harvesting leads to a Darwinian debt as only the smaller cod survive. *The Financial Times* 28 August 2004: 1. <http://www.iiasa.ac.at/docs/HOTP/Sep04/article.pdf>.
- Dempson, J. B., C. J. Schwarz, D. G. Reddin *et al.* 2001. Estimation of marine exploitation rates on Atlantic salmon (*Salmo salar* L.) stocks in Newfoundland, Canada. *ICES Journal of Marine Science* **58**:331–341.
- Dieckmann, U., and M. Heino. 2007. Probabilistic maturation reaction norms: their history, strengths, and limitations. *Marine Ecology Progress Series* **335**:253–269.
- Dunlop, E. S., B. J. Shuter, and M. S. Ridgway. 2005. Isolating the influence of growth rate on maturation patterns in the smallmouth bass (*Micropterus dolomieu*). *Canadian Journal of Fisheries and Aquatic Sciences* **62**:844–853.
- Dunlop, E. S., B. J. Shuter, and U. Dieckmann. 2007. The demographic and evolutionary consequences of selective mortality: predictions from an eco-genetic model of the smallmouth bass. *Transactions of the American Fisheries Society* **136**:749–765.
- Elliott, J. M. 1993. A 25-year study of production of juvenile sea-trout, *Salmo trutta*, in an English Lake District stream. *Canadian Special Publication of Fisheries and Aquatic Sciences* **118**:109–122.
- Ernande, B., U. Dieckmann, and M. Heino. 2004. Adaptive changes in harvested populations: plasticity and evolution of age and size at maturation. *Proceedings of the Royal Society of London Series B – Biological Sciences* **271**:415–423.
- Fleming, I. A. 1996. Reproductive strategies of Atlantic salmon: ecology and evolution. *Reviews in Fish Biology and Fisheries* **6**:379–416.
- Forseth, T., T. F. Nasje, B. Jonsson, and K. Harsaker. 1999. Juvenile migration in brown trout: a consequence of energetic state. *Journal of Animal Ecology* **68**:783–793.
- Frankham, R., J. D. Ballou, and D. A. Briscoe. 2002. *Introduction to Conservation Genetics*. Cambridge University Press, New York.
- Fukuwaka, M., and K. Morita. 2008. Increase in maturation size after the closure of a high seas gillnet fishery on hatchery-reared chum salmon *Oncorhynchus keta*. *Evolutionary Applications* **1**:376–387.
- Garant, D., J. J. Dodson, and L. Bernatchez. 2003. Differential reproductive success and heritability of alternative reproductive tactics in wild Atlantic Salmon (*Salmo salar* L.). *Evolution* **57**:1133–1141.
- Gårdmark, A., and U. Dieckmann. 2006. Disparate maturation adaptations to size-dependent mortality. *Proceedings of the Royal Society London Series B – Biological Sciences* **273**:2185–2192.
- Grant, P. R., and B. R. Grant. 2002. Unpredictable evolution in a 30-years study of Darwin's finches. *Science* **296**:707–711.
- Grift, R. E., A. D. Rijnsdorp, S. Barot, M. Heino, and U. Dieckmann. 2003. Fisheries-induced trends in reaction norms for maturation in North Sea plaice. *Marine Ecology Progress Series* **257**:247–257.
- Grift, R. E., M. Heino, A. D. Rijnsdorp, S. B. M. Kraak, and U. Dieckmann. 2007. Three-dimensional maturation reaction norms for North Sea plaice. *Marine Ecology Progress Series* **334**:213–224.
- Gross, M. R. 1985. Disruptive selection for alternative life histories in salmon. *Nature* **313**:47–48.
- Gross, M. R. 1987. Evolution of diadromy in fishes. *American Fisheries Society Symposium* **1**:14–25.
- Gross, M. R. 1996. Alternative reproductive strategies and tactics: diversity within sexes. *Trends in Ecology & Evolution* **11**:92–98.
- Gross, M. R., and J. Repka. 1997. Game theory and inheritance in the conditional strategy. In L. A. Dugatkin, and H. K. Reeve, eds. *Game Theory and Animal Behavior*, pp. 168–187. Oxford University Press, Oxford.
- Gross, M. R., and J. Repka. 1998. Stability with inheritance in the conditional strategy. *Journal of Theoretical Biology* **192**:445–453.
- Handford, P., G. Bell, and T. E. Reimchen. 1977. A gillnet fishery considered as an experiment in artificial selection. *Journal of the Fisheries Research Board of Canada* **34**:954–961.
- Hard, J. J., M. R. Gross, M. Heino, R. Hilborn, R. G. Kope, R. Law, and J. D. Reynolds. 2008. Evolutionary consequences of fishing and their implications for salmon. *Evolutionary Applications* **1**:388–408.

- Haugen, T., and L. A. Vøllestad. 2001. A century of life-history evolution in grayling. *Genetica* **112–113**:475–491.
- Hazel, W., R. Smock, and M. D. Johnsson. 1990. A polygenic model for the evolution and maintenance of conditional strategies. *Proceedings of the Royal Society of London Series B – Biological Sciences* **242**:181–187.
- Heath, D. D., B. Devlin, J. W. Heath, and G. K. Iwana. 1994. Genetic, environmental and interaction effects on the incidence of jacking in *Oncorhynchus tshawytscha* (chinook salmon). *Heredity* **72**:146–154.
- Heino, M.. 1998. Management of evolving fish stocks. *Canadian Journal of Fisheries and Aquatic Sciences* **55**:1971–1982.
- Heino, M., and O. R. Godø. 2002. Fisheries-induced selection pressures in the context of sustainable fisheries. *Bulletin of Marine Science* **70**:639–656.
- Heino, M., U. Dieckmann, and O. R. Godø. 2002a. Measuring probabilistic reaction norms for age and size at maturation. *Evolution* **56**:669–678.
- Heino, M., U. Dieckmann, and O. R. Godø. 2002b. *Reaction norm analysis of fisheries-induced adaptive change and the case of the Northeast Arctic cod*. ICES CM **2002/Y**:14.
- Hendry, A. P., and M. T. Kinnison. 1999. The pace of modern life: measuring the rates of contemporary microevolution. *Evolution* **53**:1637–1653.
- Houle, D. 1992. Comparing evolvability and variability of quantitative traits. *Genetics* **130**:195–204.
- Hutchings, J. A. 2004. Norms of reaction and phenotypic plasticity in salmonids life histories. In A. P. Hendry, and S. C. Stearns, eds. *Evolution Illuminated: Salmon and Their Relatives*, pp. 154–174. Oxford University Press, New York.
- Hutchings, J. A., and D. J. Fraser. 2008. The nature of fisheries- and farming-induced evolution. *Molecular Ecology* **17**:294–313.
- Hutchings, J. A., and R. A. Myers. 1988. Mating success of alternative maturation phenotypes in male Atlantic salmon, *Salmo salar*. *Oecologia* **75**:169–174.
- Hutchings, J. A., and R. A. Myers. 1994. The evolution of alternative mating strategies in variable environments. *Evolutionary Ecology* **8**:256–268.
- Jonsson, B., and N. Jonsson. 1993. Partial migration: niche shift versus sexual maturation in fishes. *Reviews in Fish Biology and Fisheries* **3**:348–365.
- Jørgensen, T. 1990. Long-term changes in age at sexual maturity of Northeast Arctic cod (*Gadus morhua* L.). *Journal du Conseil International pour l'Exploration de la Mer* **46**:235–248.
- Jørgensen, C., K. Enberg, E. S. Dunlop, R. Arlinghaus, D. S. Boukal, K. Brander, B. Ernande *et al.* 2007. Managing evolving fish stocks. *Science* **318**:1247–1248.
- Law, R. 1991. Fishing in evolutionary waters. *New Scientist* **1758**:35–37.
- Law, R. 2000. Fishing, selection, and phenotypic evolution. *ICES Journal of Marine Science* **57**:659–668.
- Law, R., and R. D. Grey. 1989. Evolution of yields from populations with age-specific cropping. *Evolutionary Ecology* **3**:343–359.
- Lenormand, S. 2003. Évolution de l'anadromie et stratégie de reproduction chez l'omble de fontaine (*Salvelinus fontinalis*). PhD thesis, Université Laval, Québec, QC, Canada.
- Lenormand, S., J. J. Dodson, and A. Ménard. 2004. Seasonal and ontogenetic patterns in the migration of anadromous brook charr (*Salvelinus fontinalis*). *Canadian Journal of Fisheries and Aquatic Sciences* **61**:54–67.
- Lester, N. P., B. J. Shuter, and P. A. Abrams. 2004. Interpreting the von Bertalanffy model of somatic growth in fishes: the cost of reproduction. *Proceedings of the Royal Society of London Series B – Biological Sciences* **271**:1625–1631.
- Lynch, M. 1999. Estimating genetic correlations in natural populations. *Genetical Research* **74**:255–264.
- Mollet, F. M., S. B. M. Kraak, and A. D. Rijnsdorp. 2006. Fisheries-induced evolutionary changes in maturation reaction norms in North Sea sole (*Solea solea*). *ICES CM* **2006/H**:14.
- Morinville, G. R., and J. B. Rasmussen. 2003. Early juvenile bioenergetic differences between anadromous and resident brook trout (*Salvelinus fontinalis*). *Canadian Journal of Fisheries and Aquatic Sciences* **60**:401–410.
- Morinville, G. R., and J. B. Rasmussen. 2006. Does life-history variability in salmonids affect habitat use by juveniles? A comparison among streams open and closed to anadromy. *Journal of Animal Ecology* **75**:693–704.
- Morinville, G. R., and J. B. Rasmussen. 2007. Distinguishing between juvenile anadromous and resident brook trout (*Salvelinus fontinalis*) using morphology. *Environmental Biology of Fishes* **81**:171–184.
- Morita, K., and Y. Takashima. 1998. Effect of female size on fecundity and egg size in white-spotted charr: comparison between sea-run and resident forms. *Journal of Fish Biology* **53**:1140–1142.
- Morita, K., S. Yamamoto, and N. Hoshino. 2000. Extreme life history change of white-spotted charr (*Salvelinus leucomaenis*) after damming. *Canadian Journal of Fisheries and Aquatic Sciences* **57**:1300–1306.
- Myers, R. A., and J. A. Hutchings. 1986. Selection against parr maturation in Atlantic salmon. *Aquaculture* **53**:313–320.
- Myers, R. A., J. A. Hutchings, and R. J. Gibson. 1986. Variation in male parr maturation within and among populations of Atlantic salmon, *Salmo salar*. *Canadian Journal of Fisheries and Aquatic Sciences* **43**:1242–1248.
- Nordeng, H. 1983. Solution to the 'Char Problem' based on Arctic char (*Salvelinus alpinus*) in Norway. *Canadian Journal of Fisheries and Aquatic Sciences* **40**:1372–1387.
- Nussey, D. H., E. Postman, P. Gienapp, and M. E. Visser. 2005. Selection on heritable phenotypic plasticity in a wild bird population. *Science* **310**:304–306.
- Olsen, E. M., M. Heino, G. R. Lilly *et al.* 2004. Maturation trends indicative of rapid evolution preceded the collapse of northern cod. *Nature* **428**:932–935.

- Olsen, E. M., G. R. Lilly, M. Heino *et al.* 2005. Assessing changes in age and size at maturation in collapsing populations of Atlantic cod (*Gadus morhua*). *Canadian Journal of Fisheries and Aquatic Sciences* **62**:811–823.
- Olsson, I. C., and L. A. Greenberg. 2004. Partial migration in a landlocked brown trout population. *Journal of Fish Biology* **65**:106–121.
- Olsson, I. C., L. A. Greenberg, E. Bergman, and K. Wysujack. 2006. Environmentally induced migration: the importance of food. *Ecology Letters* **9**:645–651.
- Proulx, R., and P. Magnan. 2004. Contribution of phenotypic plasticity and heredity to the trophic polymorphism of lacustrine brook charr (*Salvelinus fontinalis* M.). *Evolutionary Ecology Research* **6**:503–522.
- Quinn, T. P., S. Hodgson, L. Flynn, R. Hilborn, and D. E. Rogers. 2007. Directional selection by fisheries and the timing of sockeye salmon (*Oncorhynchus nerka*) migrations. *Ecological Applications* **17**:731–739.
- Reznick, D. N., and C. K. Ghalambor. 2005. Can commercial fishing cause evolution? Answers from guppies (*Poecilia reticulata*). *Canadian Journal of Fisheries and Aquatic Sciences* **62**:791–801.
- Ricker, W. 1995. Trends in the average size of Pacific salmon in Canadian catches. In R. J. Beamish, ed. *Climate Change and Northern Fish Population*, pp. 593–602. Canadian Special Publication of Fisheries and Aquatic Sciences **121**, Ottawa, Ontario.
- Roff, D. A. 1994. Evolution of dimorphic traits: effect of directional selection on heritability. *Heredity* **72**:36–41.
- Roff, D. A. 1996. The evolution of threshold traits in animals. *Quarterly Review of Biology* **71**:3–35.
- Roughgarden, J. 1979. *Theory of Population Genetics and Evolutionary Ecology: An Introduction*. Macmillan Publishing Co. Inc., New York.
- Sarkar, S., and T. Fuller. 2003. Generalized reaction norms for ecological developmental biology. *Evolution and Development* **5**:106–115.
- Scheiner, S. M. 1993. Genetics and evolution of phenotypic plasticity. *Annual Review of Ecology and Systematics* **24**:35–68.
- Silverstein, J. T., and W. K. Hershberger. 1992. Precocious maturation in coho salmon (*Oncorhynchus kisutch*): estimation of heritability. *Bulletin of the Aquaculture Association of Canada* **92**:34–36.
- Skúlason, S., S. S. Snorrason, D. L. G. Noakes, and M. M. Ferguson. 1996. Genetic basis of life history variation among sympatric morphs of Arctic char, *Salvelinus alpinus*. *Canadian Journal of Fisheries and Aquatic Sciences* **53**:1807–1813.
- Smith, P. J. 1994. *Genetic Diversity of Marine Fisheries Resources: Possible Impacts of Fishing*. FAO Fisheries Technical Paper No 344. FAO, Rome.
- Staurnes, M., G. Lysfjord, and O. K. Berg. 1992. Parr-smolt transformation of a nonanadromous population of Atlantic salmon (*Salmo salar*) in Norway. *Canadian Journal of Zoology* **70**:197–199.
- Stearns, S. C. 1992. *The Evolution of Life Histories*. Oxford University Press, New York.
- Stokes, K., and R. Law. 2000. Fishing as an evolutionary force. *Marine Ecology Progress Series* **208**:307–309.
- Sutherland, W. J. 1990. Evolution and fisheries. *Nature* **344**:814–815.
- Swain, D. P., A. F. Sinclair, and M. J. Hanson. 2007. Evolutionary response to size-selective mortality in an exploited fish population. *Proceedings of the Royal Society Series B – Biological Sciences* **274**:1015–1022.
- Thériault, V. 2001. Anadromie et résidence chez l'omble de fontaine (*Salvelinus fontinalis*): présence d'une stratégie conditionnelle basée sur la croissance? Master of Science thesis. Université Laval, Québec, QC, Canada.
- Thériault, V., and J. J. Dodson. 2003. Body size and the adoption of a migratory tactic in brook charr. *Journal of Fish Biology* **63**:1144–1159.
- Thériault, V., L. Bernatchez, and J. J. Dodson. 2007a. Mating system and individual reproductive success of sympatric anadromous and resident brook charr, *Salvelinus fontinalis*, under natural conditions. *Behavioral Ecology and Sociobiology* **62**:51–65.
- Thériault, V., D. Garant, L. Bernatchez, and J. J. Dodson. 2007b. Heritability of life history tactics and genetic correlation with body size in a natural population of brook charr (*Salvelinus fontinalis*). *Journal of Evolutionary Biology* **20**:2266–2277.
- Thorpe, J. E. 1986. Age at first maturity in Atlantic salmon, *Salmo salar*: freshwater period influences and conflicts with smolting. *Canadian Special Publication of Fisheries and Aquatic Sciences* **89**:7–14.
- Thorpe, J. E., M. Mangel, N. B. Metcalfe, and F. A. Huntingford. 1998. Modeling the proximate basis of salmonid life-history variation, with application to Atlantic salmon, *Salmo salar* L. *Evolutionary Ecology* **12**:581–599.
- Thrower, F. P., J. Hard, and J. E. Joyce. 2004. Genetic architecture of growth and early life-history transitions in anadromous and derived freshwater populations of steelhead. *Journal of Fish Biology* **65**:286–307.
- Walsh, M. R., S. B. Munch, S. Shiba, and D. O. Conover. 2006. Maladaptive changes in multiple traits caused by fishing: impediments to population recovery. *Ecology Letters* **9**:142–148.
- West-Eberhard, M. J. 2003. *Developmental Plasticity and Evolution*. Oxford University Press, New York.
- Wild, V., H. Simianer, H. M. Gjoenen, and B. Gjerde. 1994. Genetic parameters and genotype × environment interaction for early sexual maturity in Atlantic salmon (*Salmo salar*). *Aquaculture* **128**:51–65.

Supplementary material

The following supplementary material is available for this article:

Section 1: Emergent heritabilities

Figure S1 Emergent dynamical changes in the heritabilities of the evolving traits c_0 , c_1 , c_2 , and c_3 for maximal harvest probabilities of 0.1 (thin lines) and 0.8 (thick lines). Results are averaged over 30 independent model runs.

Section 2: Robustness of results with regard to evolving growth.

Figure S2 Model results for migration after 100 years of fishing with different maximal harvest probabilities when growth rates are allowed to evolve. Panels (A) and (B) show the resultant age-specific migration reaction norms (line thickness increases with increasing maximal harvest probability between 0% and 100% in increments of 10%). Panels (C) and (D) show how maximal harvest probabilities affect age-specific migration probabilities and numbers of migrating fish (the black continuous line refers to age 1 and the black dashed line to age 2). To facilitate comparison, the corresponding curves from Fig. 3 are replicated in grey. Results are averaged over 30 independent model runs.

Section 3: Robustness of results with regard to density-dependent growth.

Figure S3 The effect of density-dependent growth in freshwater on the probability to migrate to saltwater. As

B or D is increased, the severity of density-dependent growth is increased. Fishing occurred for 100 years at a maximum harvest probability of 0.5. Results are averaged over 30 independent model runs.

Section 4: Robustness of results with regard to PMRN estimates.

Figure S4 Sensitivity of model results for migration to the estimated probabilistic maturation reaction norm (PMRN). The PMRN slope and intercept for both the resident and anadromous forms were varied by the percentage deviations shown, either in the positive or in the negative direction, relative to their default values. Fishing occurred for 100 years at a maximum harvest probability of 0.5. Results are averaged over 30 independent model runs.

This material is available as part of the online article from: <http://www.blackwell-synergy.com/doi/abs/10.1111/j.1752-4571.2008.00022.x>.

Please note: Blackwell Publishing is not responsible for the content or functionality of any supplementary materials supplied by the authors. Any queries (other than missing material) should be directed to the corresponding author for the article.